

Key Features & Benefits:

- Excellent stability
- Resistant to drying out
- Reliable in continuous flow applications

Technical Specifications

MEASUREMENT

Operating Principle	3-electrode electrochemical
Measurement Range	0-5 ppm PH ₃
Maximum Overload	20 ppm
Lower Detection Limit	< 30 ppb when using recommended electronics
Filter	None (available with H ₂ S filter 200 ppm hr)
Sensitivity	2200 ± 500 nA/ppm
Response Time (T₉₀)	< 30 Seconds
Baseline Offset (clean air)	< ±20 nA
Zero Shift (-40°C to +50°C)	< ±20 ppb
Repeatability	< 2 % of signal
Linearity	<10% of full scale

ELECTRICAL

Recommended Load Resistor	1.5 kΩ
Bias Voltage	0 V
Resolution	Dependent on Electronics < 15 ppb when using recommended circuitry

MECHANICAL

Housing Material	PPO Noryl
Weight	4.5 g
Orientation	Any

ENVIRONMENTAL

Typical Applications	Portable & fixed life safety
Operating Temperature Range:	
Continuous	-20°C to +50°C
Intermittent	-40°C to +50°C
Operating Pressure Range	Atmospheric ± 10%
Operating Humidity Range	10% to 95% RH non-condensing

INTRINSIC SAFETY DATA

Maximum at 2000ppm	< 0.2 mA at 100 ppm
Maximum o/c Voltage	< 500 mV
Maximum s/c Current	<1.0 A

LIFETIME


Long Term Output Drift	< 5% per 6 months
Expected Operating Life	2 years in normal use
Storage Life	6 months in sealed container
Standard Warranty	12 months from date of despatch

Part Numbers

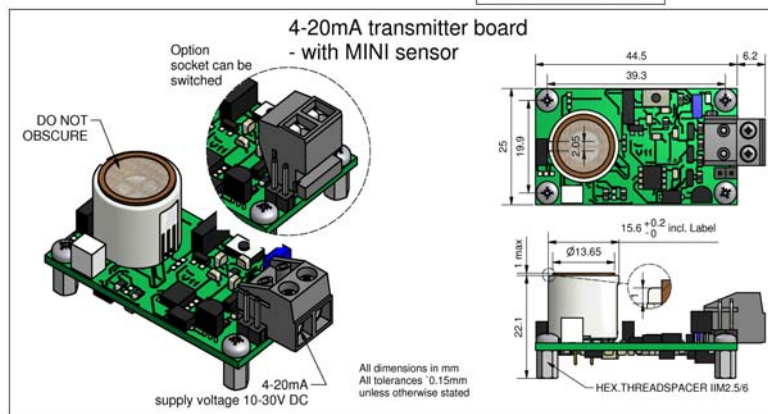
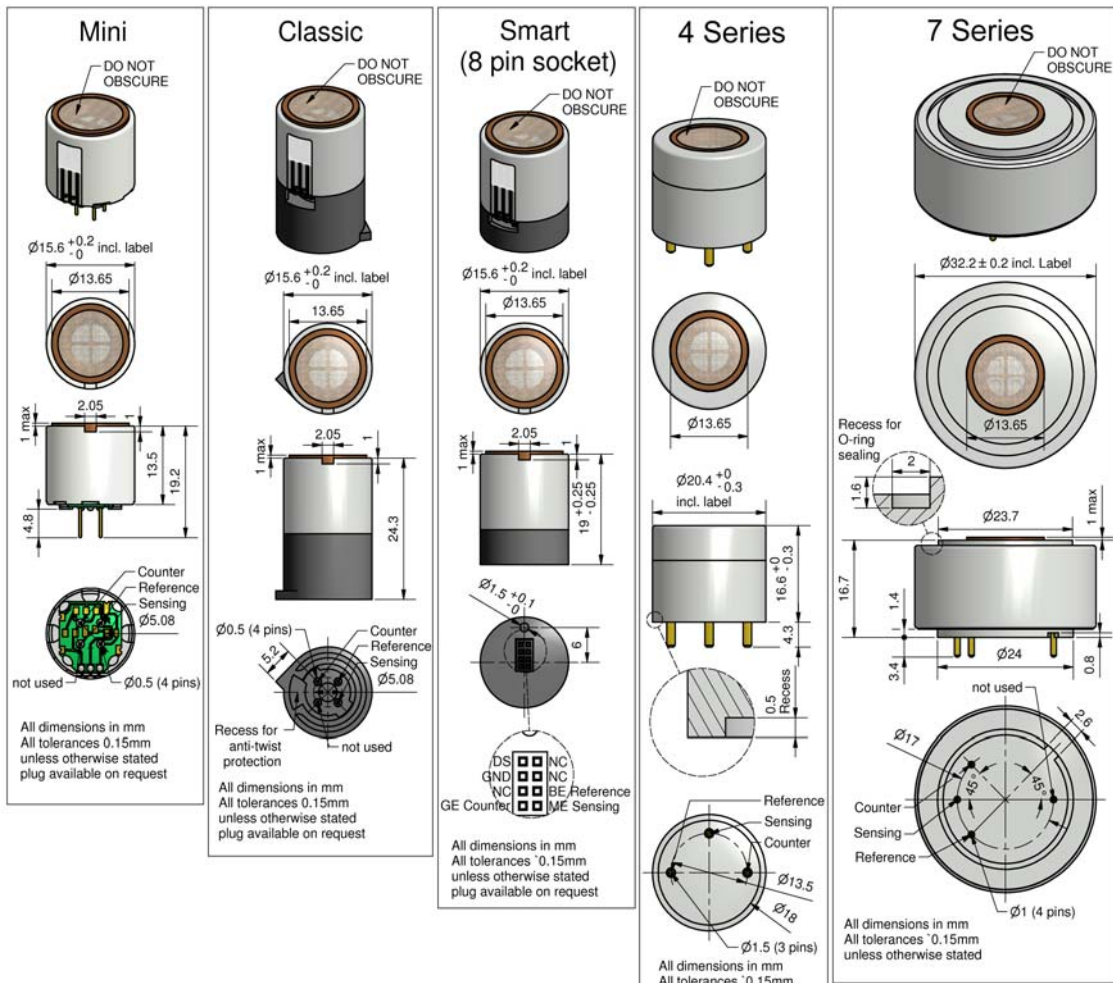
PH ₃ 3E 5 LT	Part Number
Mini	0635-337-30009
4-Series	0635-337-30049
7-Series	0635-337-30079
Classic-Series	0635-337-30069
Smart	0635-337-30259
Transmitter	0635-337-30659

Orders should be placed through Sensoric Gas Sensors in Bonn.

Available in:



Product Dimensions



IMPORTANT NOTE: Connection should be made via PCB sockets only. Soldering to pins will render your warranty void.

All performance data is based on conditions at 20°C, 50%RH and ambient pressure using Sensoric recommended circuitry. For sensor performance data under other conditions, refer to the Characterisation Note and Operating Principles.

Poisoning

Sensoric cells are designed for operation in a wide range of environments and harsh conditions. However, it is important that exposure to high concentrations of solvent vapours is avoided, both during storage, fitting into instruments, and operation.

When using sensors with printed circuit boards (PCBs), degreasing agents should be used before the sensor is fitted. Do not glue directly on or near the Sensoric cells as the solvent may cause crazing of the plastic.

Cross Sensitivity Table

Whilst Sensoric cells are designed to be highly specific to the gas they are intended to measure, they will still respond to some degree to various gases. The table below is not exclusive and other gases not included in the table may still cause a sensor to react.

Gas	Concentration Used (ppm)	Reading (ppm PH ₃)
Carbon Monoxide	85	0
Hydrogen, H ₂	3,100	0
Nitrogen Dioxide, NO ₂	10	2
Propan-2-ol, C ₃ H ₅ OH	25,000	0
Hydrogen Sulfide, H ₂ S	18	13
Sulfur Dioxide, SO ₂	18	6.5
Chlorine Cl ₂	0.85	0.29
Hydrogenchloride HCl	7.8	1.2
Hydrogenfluoride HF	7.2	0
Hydrogencyanide HCN	12.6	0.84
Silane, SiH ₄	4.3	0.84
Hydrogen Selenide, H ₂ Se	0.8	0.29
Diborane, B ₂ H ₆	0.2	0.34
Arsine, AsH ₃	0.2	0.16

The cross-sensitivity values quoted are based on tests conducted on a small number of sensors. They are intended to indicate sensor response to gases other than the target gas. Sensors may behave differently with changes in ambient conditions and any batch may show significant variation from the values quoted.

WARNING: By the nature of the technology used, any electrochemical or catalytic bead sensor can potentially fail to meet specification without warning. Although City Technology makes every effort to ensure the reliability of our products of this type, where life safety is a performance requirement of the product, and where practical we recommend that all sensors and instruments using these sensors are checked for response to gas before use.

Every effort has been made to ensure the accuracy of this document at the time of printing. In accordance with the company's policy of continued product improvement City Technology Limited reserves the right to make product changes without notice. No liability is accepted for any consequential losses, injury or damage resulting from the use of this document or from any omissions or errors herein. The data is given for guidance only. It does not constitute a specification or an offer for sale. The products are always subject to a programme of improvement and testing which may result in some changes in the characteristics quoted. As the products may be used by the client in circumstances beyond the knowledge and control of City Technology Limited, we cannot give any warranty as to the relevance of these particulars to an application. It is the clients' responsibility to carry out the necessary tests to determine the usefulness of the products and to ensure their safety of operation in a particular application.

Performance characteristics on this data sheet outline the performance of newly supplied sensors. Output signal can drift below the lower limit over time.